



Fund facts

ISIN: NO0008000445

Launch date, share class: 01.12.1993

Launch date, fund: 01.12.1993

Domicile: NO

NAV: 432.88 EUR

AUM: 1,012 MEUR

Benchmark index: MSCI Nordic/MSCI AC ex. Nordic

Minimum purchase: 50 EUR

Fixed management fee: 1.00 %

Performance fee: 10.00 % (see prospectus for details)

Ongoing cost: 1.00 %

Number of holdings: 52

SFDR: Article 8



Søren Milo Christensen
Managed fund since
09 April 2018



**Sondre Solvoll
Bakketun**
Managed fund since
08 November 2022

Investment strategy

SKAGEN Vekst invests in companies that are attractively priced relative to expected profitability and growth. The majority of the fund is invested in the Nordic region and the remainder worldwide. The fund is suitable for investors with a minimum five-year investment horizon. Subscriptions are made in fund units and not directly in stocks or other securities. The benchmark reflects the fund's investment mandate. Since the fund is actively managed, the portfolio will deviate from the composition of the benchmark. Effective 01.01.2014, the fund's investment mandate changed from investing a minimum of 50% of its assets in Norway to investing a minimum of 50% of its assets in the Nordic countries. This means that returns prior to the change were achieved under different circumstances than they are today.

SKAGEN Vekst A

RISK PROFILE



4 of 7

YTD RETURN

0.50 %

31.03.2025

ANNUAL RETURN

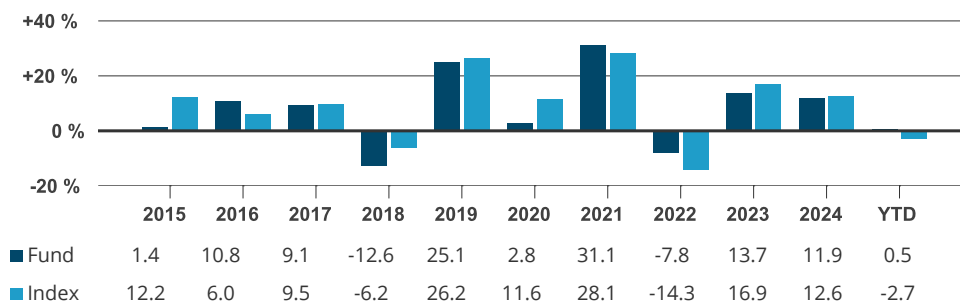
17.00 %

Average last 5 years

Monthly report for March as of 31.03.2025. All data in EUR unless otherwise stated.

Historical returns are no guarantee for future returns. Future returns will depend, inter alia, on market developments, the fund manager's skills, the fund's risk profile and subscription and management fees. The return may become negative as a result of negative price developments. The fund's Key Investor Information Document and prospectus are available on www.skagenfunds.com

Historical return in EUR (net of fees)



Prior to 01.01.2014, the benchmark index was an evenly composed benchmark index consisting of the Oslo Stock Exchange Benchmark Index (OSEBX) and the MSCI All Country World. The benchmark index prior to 01.01.2010 was the Oslo Stock Exchange Benchmark Index (OSEBX).

Period	Fund (%)	Index (%)	Key figures	1 year	3 years	5 years
Last month	-4.75	-7.90	Standard deviation	8.08	12.47	13.42
Year to date	0.50	-2.69	Standard deviation index	11.78	14.43	14.48
Last 12 months	5.84	0.53	Tracking error	6.62	6.56	7.05
Last 3 years	6.95	5.37	Information ratio	0.80	0.24	0.41
Last 5 years	17.00	14.08	Active share: 82 %			
Last 10 years	6.88	7.36				
Since inception	12.13	9.57				

Returns over 12 months are annualised.

Q1 commentary, March 2025

Global stock markets faced a challenging month as the Trump administration pressed for higher tariffs against America's largest trading partners. This fuelled concerns about rising inflation and slower economic growth, leading market participants to adjust their expectations. As we have highlighted in previous months, the US market had not anticipated any major risks, making it particularly vulnerable to the shift in outlook. European stocks fared better, supported by lower valuations and the prospect of increased defence spending. SKAGEN Vekst was not immune to the sell-off but outperformed the benchmark, largely due to its lower exposure to the US. Despite a strong start to the year, the weak performance in March resulted in a negative return for SKAGEN Vekst in the first quarter. However, thanks to its reduced US weighting and strong performances from Alibaba, Nordea, and Telenor, the fund outpaced the benchmark during the first three months of 2025.

The largest positive contributor to the fund's absolute return in March was Brazilian financial market infrastructure company B3. Its strong performance was driven by two key factors. First, the company received a favourable ruling in a tax dispute concerning goodwill amortization. While the ruling will not impact its financials, the market had been concerned about the issue, which led to a significant uptick in the stock price. Second, B3 reported solid trading figures for February, with equity volumes rising 12% from January. We used the spike in the share price following the tax ruling to slightly reduce our position. Hong Kong-listed conglomerate CK Hutchison Holding also had a strong month after announcing an in-principle agreement to sell its ports assets to a consortium led by BlackRock. However, we began to see concerning signals from China, where political leadership expressed disappointment that the company



had not consulted Beijing prior to the deal. Later in the month, China's State Administration for Market Regulation launched an investigation into potential violations of anti-monopoly laws, which effectively stalled the deal. Despite this setback, the stock continued to perform strongly in March. We believe this was due to the market being reminded of the significant discount at which the stock is currently priced relative to its underlying value. We find it hard to justify a 50%+ discount, given the company's track record of making value-accretive deals. Another strong performer in March was Telenor. The stock has been robust throughout the year and delivered solid results in February. However, we believe the recent strong performance was partly driven by a flight to safety amid market turmoil, so we took the opportunity to reduce our position.

The Danish pharma giant Novo Nordisk was the largest detractor to the fund's absolute return in March. The main issue was the continued lack of a rebound in prescriptions in the crucial US market, despite the company's efforts to make additional starter dose supplies available. While this has been a negative surprise for us, we still see a very favourable risk-return profile for the stock at current levels. We anticipate progress in limiting the supply of compounded versions of Novo's weight loss medication in the US. Furthermore, we believe the market is underestimating the immense opportunity Novo has outside the US – a region they have not aggressively targeted so far due to supply constraints. The company is also set to launch an oral version of their popular weight loss treatment in early 2026, which should drive further growth. Lastly, by late 2025, we expect the first Phase III study for semaglutide in Alzheimer's disease, which could unlock a significant new market opportunity for Novo. US bank Citigroup also faced challenges last month, as recession fears in the US have negatively impacted the banking sector. However, it's important to note that we expect Citigroup to be more resilient in a potential downturn compared to the past, given that the bank has significantly reduced its balance sheet risk. Citigroup is also in a much stronger financial position, holding ample regulatory capital. As a result, we continue to see attractive upside potential in the stock, especially now that the bank has aggressively begun buying back its own shares at a significant discount to book value. After a strong February, driven by solid results, Boliden experienced a setback in March. While metals prices rose slightly, the weaker US dollar hurt earnings expectations in local currencies, and general macroeconomic uncertainty likely contributed to the stock's weakness. In March, we participated in Boliden's capital markets day in Bergen and Odda, where we spent a couple of days with management and toured the new, modern facilities at the Odda zinc smelter. Our impression was that participants were generally very satisfied with the event, and we believe all attendees left with a stronger conviction in the attractiveness of Boliden's existing asset portfolio.

We took advantage of the recent pullback in the consumer discretionary space and initiated a small position in Hugo Boss during March. After a couple of years at the helm, the management team of Hugo Boss has shown good progress on its plan to reposition and revitalize the brand. With the focus now moving to margin improvements we see solid cash flow potential going forward, combined with a management team with willingness to return this to shareholders through dividends and share buybacks. Given the uncertain consumer backdrop, we take a cautious approach when sizing the position, but we are reassured by the company's relatively stable operating history. We continued to build our position in the Swedish industrial company SKF and the Mexican retailer Wal-Mex. We used the strength in the insurance sector to reduce our position in AIG, and we also exited Chubb as the stock reached our target price.

Over the past 12 months, we have reduced our exposure to the US stock market, which we view as overvalued relative to both global markets and its own historical norms. Within the US, growth stocks, in particular, appear priced at levels that have historically resulted in poor future returns. In contrast, many markets outside the US are trading near historical averages, presenting compelling opportunities. We are particularly optimistic about China and Korea, where depressed valuations stand in stark contrast to the potential for positive change. On a sector level, we have reduced our exposure to IT over the past year. While AI presents a remarkable opportunity, this is increasingly reflected in inflated share prices. The strong growth in the sector has largely been driven by a fear among major IT players of losing their competitive edge. This sustained capital investment will eventually need to deliver tangible economic benefits to justify current valuations. Additionally, we see rising risks of the market questioning the key investment merit of dominant IT companies – low capital-intensive earnings growth. We continue to favour attractively valued companies in the financial, industrial, and energy sectors, which remain resilient in an environment where inflation does not revert to post-pandemic lows. From a macroeconomic perspective, we believe the market underestimates the likelihood of persistently higher inflation and interest rates. This is particularly evident in the US, where factors such as substantial budget deficits, immigration restrictions, and increased tariffs on foreign goods make a significant decline in inflation unlikely. We have positioned the fund to offer strong downside protection should the US market's "Goldilocks" scenario – or similar expectations for the IT sector – fail to materialize. However, if consensus predictions of declining inflation, steady economic growth, and robust IT sector profits prove accurate, we anticipate the fund may underperform the broader market but still deliver solid absolute returns over the next 12 months.

Contribution last month

 Largest contributors	Weight (%)	Contribution (%)	 Largest detractors	Weight (%)	Contribution (%)
B3 SA - Brasil Bolsa Balcao	1.58	0.19	Novo Nordisk A/S	7.73	-2.41
CK Hutchison Holdings Ltd	1.90	0.13	Citigroup Inc	2.99	-0.52
Telenor ASA	3.81	0.12	Boliden AB	3.24	-0.42
Millicom International Cellular SA	1.10	0.09	UPM-Kymmene Oyj	3.25	-0.41
Shell PLC	2.73	0.07	Skf AB	2.49	-0.35

Absolute contribution based on NOK returns at fund level.

Portfolio information

Top 10 investments	Share (%)	Country exposure	Share (%)	Sector exposure	Share (%)
Novo Nordisk A/S	7.0	Denmark	20.5	Financials	22.7
Nordea Bank Abp	3.9	Sweden	13.2	Industrials	18.7
Telenor ASA	3.8	United States	12.8	Materials	10.2
ISS A/S	3.7	South Korea	10.8	Consumer Staples	9.4
DSV A/S	3.5	Norway	10.7	Health care	9.0
Ping An Insurance Group Co of China Ltd	3.5	Finland	10.5	Information technology	8.4
Yara International ASA	3.2	China	5.8	Communication Services	6.7
Essity AB	3.2	Brazil	4.9	Energy	4.7
Boliden AB	3.1	United Kingdom	2.1	Real estate	4.4
Citigroup Inc	3.1	Hong Kong SAR China	1.8	Consumer discretionary	3.7
Total share	38.0 %	Total share	93.2 %	Total share	97.9 %

Sustainability

SKAGEN's approach to sustainability

Our ESG approach is built on four pillars. In keeping with SKAGEN's active investment philosophy, our sustainability activities centre on active engagement with our holding companies, which is where we believe we can have the greatest impact. We recognise, however, that the full potential of a sustainable investment strategy is best realised when combining the following four pillars.

- ✓ Exclusion
- ✓ Enhanced due diligence
- ✓ ESG factsheet
- ✓ Active ownership

IMPORTANT INFORMATION

This is a marketing communication. Except otherwise stated, the source of all information is Storebrand Asset Management AS. Statements reflect the portfolio managers viewpoint at a given time, and this viewpoint may be changed without notice.

Future fund performance is subject to taxation which depends on the personal situation of each investor, and which may change in the future.

The tax treatment of the gains and losses made by the investor and distributions received by the investor depend on the individual circumstances of each investor and may imply the payment of additional taxes. Before any investment is made in the Fund, investors are urged to consult with their tax advisor for a complete understanding of the tax regime, which is applicable to their individual case.

Storebrand Asset Management AS is a management company authorised by the Norwegian supervisory authority, Finanstilsynet, for the management of UCITS under the Norwegian Act on Securities Funds and has its registered office at Professor Kohts vei 9, 1366 Lysaker, Norway. Storebrand Asset management AS is part of the Storebrand Group and owned 100% by Storebrand ASA. Storebrand Group consists of all companies owned directly or indirectly by Storebrand ASA.

Following the merger of Storebrand Asset Management AS and SKAGEN AS, SKAGEN's portfolio team will continue to manage the funds' portfolios from the new separate legal entity, SKAGEN AS, while Storebrand Asset Management AS carries out the role of the management company.

No offer to purchase units can be made or accepted prior to receipt by the offeree of the Fund's prospectus and PRIIPS KID (for UK: KIID) and the completion of all appropriate documentation. You can download more information including subscription/redemption forms, full prospectus, PRIIPs KID (for UK: KIID), General Commercial Terms, Annual Reports and Monthly Reports in English language from SKAGEN's webpages.

Investors rights to complain and certain information on redress mechanisms are made available to investors pursuant to our complaints handling policy and procedure. The summary of investor rights in English is available here: www.skagenfunds.com/contact/investor-rights/ The investor rights summary is available in all languages of the countries where the fund is registered with the national Financial Services Authority. Please refer to SKAGEN's webpages and choose your respective country for this information.

Storebrand Asset Management AS may terminate arrangements for marketing under the Cross-border Distribution Directive denotification process.

For further information about sustainability-related aspects of the Fund, including the sustainability disclosure summary in English, please refer to: www.skagenfunds.com/sustainability/sustainable-investing/ The sustainability disclosure summary is available in all languages of the countries where the fund is registered with the national Financial Services Authority. Please refer to SKAGEN's webpages and choose your respective country for this information.

The decision to invest in the Fund should take into account all the characteristics or objectives of the Fund as described in its prospectus.

Important information for UK Investors

Storebrand Asset Management AS has established a subsidiary in the UK. Storebrand Asset Management UK Ltd is located at 15 Stratton Street, London, W1J 8LQ. Storebrand Asset Management UK Ltd is an Appointed Representative of Robert Quinn Advisory LLP, which is authorised and regulated by the Financial Conduct Authority. Storebrand Asset Management UK Ltd is incorporated in England and the registered office is at 15 Stratton Street, London, England, W1J 8LQ. The investment products and services of Storebrand Asset Management UK Ltd are only available to professional clients and eligible counterparties. They are not available to retail clients. For more information, please contact Storebrand Asset management UK Ltd.'s team.

Important Information for Luxembourg Investors

For more information, please contact SKAGEN's Stavanger based International team: international@skagenfunds.com
For Facilities Services information please refer to our webpages.

Important Information for Irish Investors

For more information, please contact SKAGEN's Stavanger based International team: international@skagenfunds.com
For Facilities Services information please refer to our webpages.

Important Information for Dutch Investors

For more information, please contact SKAGEN's Stavanger based international team: international@skagenfunds.com
For Facilities Services information please refer to our webpages.

Important Information for Icelandic Investors

For more information, please contact SKAGEN's Stavanger based international team: international@skagenfunds.com
For Facilities Services information please refer to our webpages.