

Another strong quarter

Continued progress on vaccinations combined with a strong earnings season drove markets higher in the second quarter. As SKAGEN Vekst has significant exposure to companies benefitting from higher economic growth, the fund posted a very strong absolute return in the second quarter. The return was also ahead of the overall market.

Contributors

One of the fund's many strong performers was the LNG shipping company Flex LNG. Aside from stronger spot rates, the company has finally started signing longer-term fixed rate contracts, which has increased visibility on future dividends. The Norwegian dry bulk shipping company Golden Ocean was another strong performer as higher spot rates have driven significant earnings upgrades. Higher steel prices have also pushed up newbuild prices. On that note, we have seen surprisingly few orders for newbuilds given the strong rate environment. A core part of our investment thesis is that uncertainty around future environmental regulation will lead to a more conservative stance on newbuilds.

Our exposure to the natural gas market through Russian Gazprom also paid off generously in the quarter. The stock was helped by higher gas prices globally and especially in the EU where supply has been very tight. We continue to see significant upside in Gazprom as their capital allocation gradually improves driving a higher dividend payout to shareholders.

Chinese insurance company Ping An was one of the weakest performers after the company participated in the restructuring of Founder Group. While the financial impact is limited, this does raise concerns around governance. The Chinese ecommerce giant Alibaba also had a difficult quarter after they communicated a need to increase investments to meet increased competition. After a strong start to the year, the Swedish specialised steelmaker SSABB gave back some of its gains as steel



Photo: Shutterstock

Key sells

To fund these new investments, we significantly reduced our position in the Swedish investment holding company Kinnevik. The company continues to deliver outstanding results, but we increasingly see this reflected in the share price. We also reduced our holding in the Swedish forest company Holmen as the stock is approaching our target price following very strong performance.

prices have moderated over the past three months.

Portfolio activity

We participated in the IPO of the low-cost carrier, Norse Atlantic Airways in April. The company has secured nine initial planes at 50% of the historical lease cost to fly between destinations in Europe and the US. As the only low-cost carrier operating in the transatlantic market, we think the company is well positioned to capture the significant pent-up demand in the leisure travel market. Aside from lower costs, the company also enjoys a clean balance sheet, unlike its competitors that have had to fund massive losses during COVID. Insiders have skin in the game, having contributed a substantial amount of their own money to start the company.

We also participated in the placement of new shares in the Nordic low-cost carrier Norwegian in May at a price of NOK 6.26 per share. The company is exiting its long restructuring process with lower costs and a much stronger balance sheet. Given its more competitive position versus its key rival SAS, we think the company is well placed to capture the significant pent-up demand in the leisure travel market. As the stock quickly recovered to our target price of NOK 12 per share, we exited the position during the quarter.

We also participated in the listing of the Russian integrated timber company, Segezha Group which aims to become a global leader within the packaging and wood products segments. Towards the end of the quarter SKAGEN Vekst participated in the IPO of the Norwegian-based paper packaging company Elopak. Given the increased focus on minimising single-use plastic, especially in the EU, we see good potential for further growth, something that is clearly not reflected in the current share price.




Photo: Shutterstock

Outlook

Global stocks have generally done very well since the end of the financial crisis and have posted large gains since the mid-March 2020 lows. The overall market therefore does not look particularly cheap unless you compare it with other asset classes like bonds and physical real estate. However, it is important to remember that the strong performance over the past decade has been very unevenly distributed. This has resulted in a situation where quality growth stocks trade at historically high valuations, while more capital-intensive industries often trade at valuations that are still below the level at the beginning of 2020. If economic activity returns in 2021, it is precisely these companies that will benefit the most from an operational and earnings perspective. For this reason, SKAGEN Vekst is invested significantly in companies that are active in sectors such as financials, materials, and energy. The performance over the past nine months should illustrate both the absolute and relative opportunities to be had as the economy continues to normalise.

SKAGEN Vekst invests in companies that are attractively priced relative to expected profitability and growth. The majority of the fund is invested in the Nordic region and the remainder worldwide. The objective is to provide the best possible risk adjusted return. The fund is suitable for those with at least a five year investment horizon.

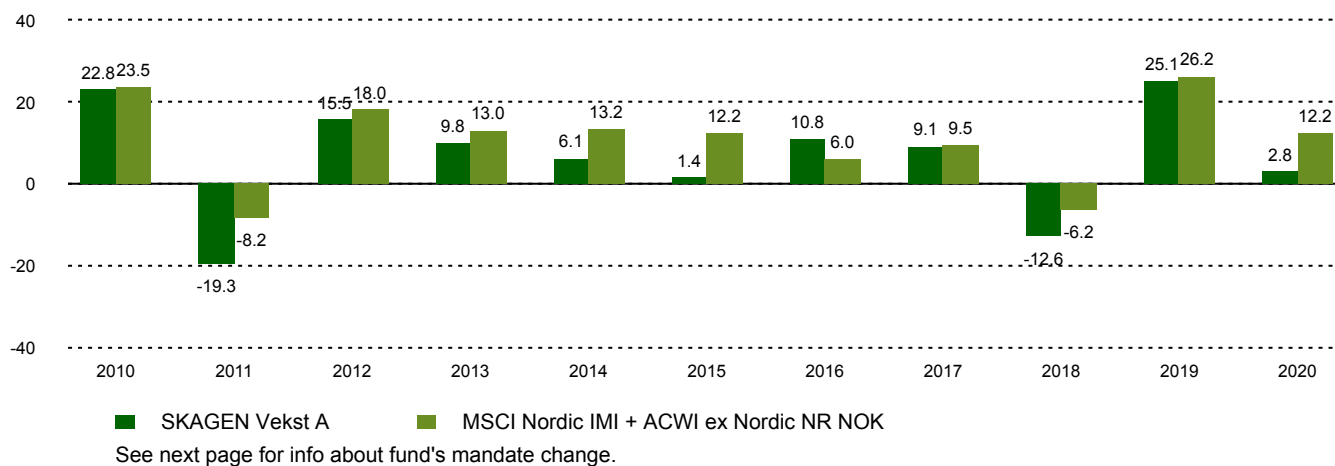
Historical performance (net of fees)

Period	SKAGEN Vekst A	Benchmark index
Last month	2.3%	3.2%
Quarter to date	7.6%	6.8%
Year to date	20.9%	16.2%
Last year	50.3%	37.9%
Last 3 years	11.5%	14.8%
Last 5 years	11.8%	13.2%
Last 10 years	6.9%	11.2%
Since start	12.9%	10.2%

Fund Facts

Type	Equity
Domicile	Norway
Launch date	01.12.1993
Morningstar category	Global Flex-Cap Equity
ISIN	NO0008000445
NAV	338.89 EUR
Fixed management fee	1.00%
Total expense ratio (2020)	1.25%
Benchmark index	MSCI Nordic IMI + ACWI ex Nordic NR NOK
AUM (mill.)	845.11 EUR
Number of holdings	52
Portfolio manager	Søren Christensen

Performance last ten years



Contributors in the quarter



Largest contributors

Holding	Weight (%)	Contribution (%)
Novo Nordisk A/S	6.99	1.55
FLEX LNG Ltd	2.02	1.09
Golden Ocean Group Ltd	1.69	0.92
Gazprom PJSC	2.01	0.52
DSV PANALPINA A/S	2.76	0.51



Largest detractors

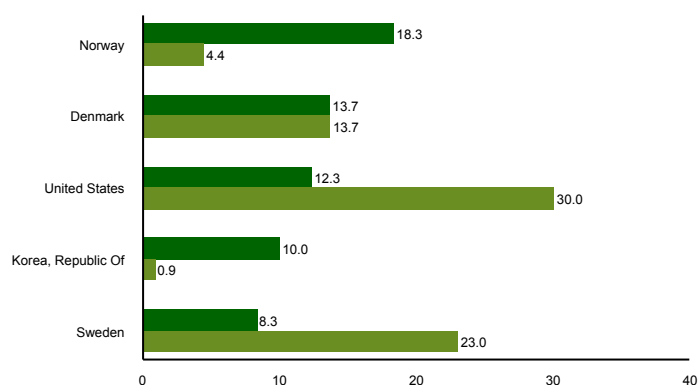
Holding	Weight (%)	Contribution (%)
Ping An Insurance Group	2.20	-0.37
SSAB AB	1.00	-0.11
OHT ASA	0.73	-0.08
Northern Ocean Ltd	0.16	-0.08
Vestas Wind Systems A/S	1.08	-0.05

Absolute contribution based on NOK returns at fund level

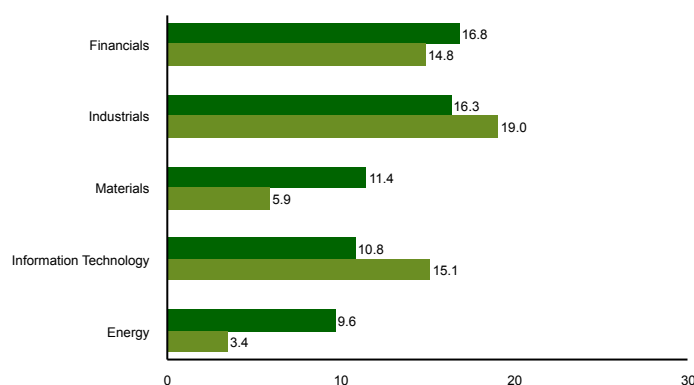
Top ten investments

Holding	Sector	Country	%
Novo Nordisk A/S	Health Care	Denmark	7.5
Yara International ASA	Materials	Brazil	4.0
Samsung Electronics Co Ltd	Information Technology	Korea, Republic Of	4.0
Bonheur ASA	Industrials	Norway	3.7
Citigroup Inc	Financials	United States	3.4
Telenor ASA	Communication Services	Norway	2.9
Essity AB	Consumer Staples	Sweden	2.9
Nordea Bank Abp	Financials	Finland	2.8
DSV PANALPINA A/S	Industrials	Denmark	2.7
Broadcom Inc	Information Technology	United States	2.6
Combined weight of top 10 holdings			36.6

Country exposure (top five)



Sector exposure (top five)



■ SKAGEN Vekst A
 ■ MSCI Nordic IMI + ACWI ex Nordic NR NOK
 ■ SKAGEN Vekst A
 ■ MSCI Nordic IMI + ACWI ex Nordic NR NOK

Contact



+47 51 80 37 09



contact@skagenfunds.com



SKAGEN AS, Post Box 160, 4001, Stavanger, Norway

Important information

This report is intended for investment professionals only. The content is not to be viewed by or used with retail investors. Unless otherwise stated, performance data relates to class A units and is net of fees. Except otherwise stated, the source of all information is SKAGEN AS. Historical returns are no guarantee for future returns. Future returns will depend, inter alia, on market developments, the fund manager's skills, the fund's risk profile and subscription and management fees. The return may become negative as a result of negative price developments. You can download more information including subscription/redemption forms, full prospectus, Key Investor Information Documents (KIID), General Commercial Terms, Annual Reports and Monthly Reports from our local websites or our local representatives. Statements reflect the portfolio managers' viewpoint at a given time, and this viewpoint may be changed without notice. This report should not be perceived as an offer or recommendation to buy or sell financial instruments. SKAGEN AS does not assume responsibility for direct or indirect loss or expenses incurred through use or understanding of this report. Employees of SKAGEN AS may be owners of securities issued by companies that are either referred to in this report or are part of a fund's portfolio.

Effective 1/1/2014, the Fund's investment mandate changed from investing a minimum of 50% of its funds in Norway to investing a minimum of 50% of its funds in the Nordic countries. This means that returns prior to the change were achieved under different circumstances than they are today. Prior to 1/1/2014, the benchmark index was an evenly composed benchmark index consisting of the Oslo Stock Exchange Benchmark Index (OSEBX) and the MSCI All Country World. The benchmark index prior to 1/1/2010 was the Oslo Stock Exchange Benchmark Index (OSEBX).