

A strong end to an eventful year

Approvals of Covid vaccines combined with continued support from both fiscal and monetary policy pushed stocks higher in the final three months of 2020. This helped some of the more cyclically exposed sectors in particular. With SKAGEN Vekst having significant exposure to companies in these areas of the stock market, the fund posted a strong absolute return in the fourth quarter, which was also significantly ahead of the overall market.

Contributors

We saw strong performance from our memory-related names like Samsung Electronics. Aside from being helped by an improved economic outlook, there are clear signs of a tightening supply-demand situation in memory products. We also continue to see the benefit of a more consolidated industry with the key players behaving rationally in terms of capacity additions. The Danish wind turbine producer Vestas was another strong performer. The company continues to show very strong order intake and its highly attractive service business is performing strongly. Importantly, the company also announced a buy-out of their JV partner in its offshore wind business. Offshore wind will be the big growth driver for the industry going forward, so getting full control of this business at an attractive price is very positive. The US bank Citigroup was also a major contributor to the absolute return of the fund. The Q3 results showed continued strong operational performance with strong trading income and limited deterioration in credit quality. With the stock trading at an extremely depressed valuation and with the vaccine news pointing to an improvement in the macroeconomic outlook for 2021, the stock rebounded strongly in the last two months of the year.

On the detractor side we generally find more defensive companies like

the pharma company Novo Nordisk and telecom company China Mobile. Novo Nordisk actually upgraded their full year guidance in October. The only negative surprise in the Q3 result was a greater use of rebates for their newly launched product which created some uncertainty around the margin outlook. China Mobile's Q3 result also showed good progress with solid top-line growth driven by its broadband business. The only negative development was its margins, driven by the roll-out of its 5G network.

Portfolio activity

We have continued the process of consolidating the portfolio around our best ideas. Thus, we have exited a number of positions in the past three months, namely Beazley, China Life, Molson Coors, Danske Bank and Telia, in order to fund other positions with better risk-reward profiles.

We initiated a new position in the Swedish hygiene product company Essity. The stock has had a tough year due to sluggish demand from hotels and restaurants. We see an attractive upside in the stock as this demand recovers over the next few years. We also see growth opportunities in Asia along with the potential to reduce costs further.

We also initiated a new position in the Swedish specialised steel maker SSAB. Since the announcement of a potential acquisition of Tata Steel Europe's Ijmuiden steel mill operations, the stock has underperformed all its key peers substantially. We think this situation gives us a good entry point as we get a free option on the company not going through with the deal. Even with a deal, we think the market fails to recognise the ongoing cyclical economic recovery and what it will mean for volumes, prices and thus earnings.



Photo: Shutterstock

Participated in IPO

SKAGEN Vekst participated in the IPO in Scandinavian Biogas in December. The Swedish biogas company has operations in mainly Sweden and Norway and continues to grow steadily through a mixture of mergers and developments of new plants. Unlike many recent IPOs of environment related stocks, Scandinavian Biogas already has an established business generating earnings and cash flow. We believe the stock was placed at an attractive level given the growing market for liquified biogas.



Photo: Shutterstock

Outlook

Global stocks have generally done very well since the end of the financial crisis, and have posted large gains since the 2020 mid-March lows. Thus, the overall market does not look cheap unless you compare it with other asset classes like bonds and physical real estate. However, it is important to remember that the strong performance over the past decade has been unevenly distributed. This has resulted in a situation where quality growth stocks trade at historically high valuations, while more capital-intensive industries often trade at valuation multiples not far from the level during the financial crisis and still below the level at the beginning of 2020. Importantly, a number of these companies have now become so cheap, that the dividend yield is comparable to the normalised total return you would expect from the stock market. If economic activity recovers in 2021, it is precisely these companies that will enjoy the most benefit from an operational and earnings perspective. For this reason, SKAGEN Vekst is invested significantly into companies active in sectors such as financials, materials, and energy. The fund's performance over the past three months should illustrate both the absolute and relative opportunities to be had if the economy starts to normalise.

The fund selects low-priced, high-quality companies in the Nordic region and from around the world.

The objective is to provide the best possible risk adjusted return.

The fund is suitable for those with at least a five year investment horizon.

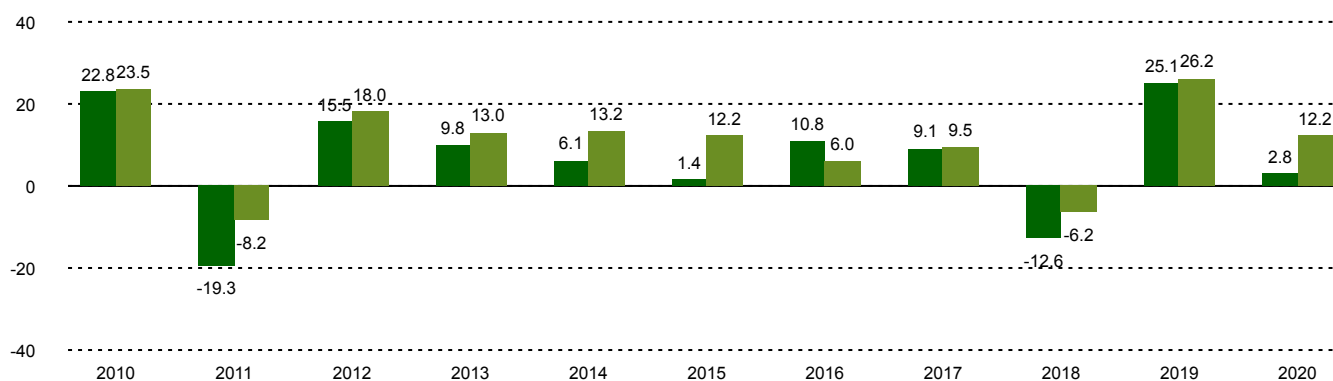
Historical performance (net of fees)

Period	SKAGEN Vekst A	Benchmark index
Last month	3.4%	2.5%
Quarter to date	17.6%	10.0%
Year to date	2.8%	12.2%
Last year	2.8%	12.2%
Last 3 years	4.0%	9.9%
Last 5 years	6.3%	9.0%
Last 10 years	4.1%	9.1%
Since start	12.3%	9.8%

Fund Facts

Type	Equity
Domicile	Norway
Launch date	01.12.1993
Morningstar category	Global Flex-Cap Equity
ISIN	NO0008000445
NAV	280.37 EUR
Fixed management fee	1.00%
Total expense ratio (2019)	1.00%
Benchmark index	MSCI Nordic IMI + ACWI ex Nordic NR NOK
AUM (mill.)	706.06 EUR
Number of holdings	47
Portfolio manager	Søren Christensen

Performance last ten years



■ SKAGEN Vekst A ■ MSCI Nordic IMI + ACWI ex Nordic NR NOK

See next page for info about fund's mandate change.

Contributors in the quarter



Largest contributors

Holding	Weight (%)	Contribution (%)
Samsung Electronics Co	4.69	1.71
Vestas Wind Systems	4.46	1.23
Citigroup Inc	3.48	0.98
Norsk Hydro ASA	2.08	0.96
Applied Materials Inc	2.29	0.72



Largest detractors

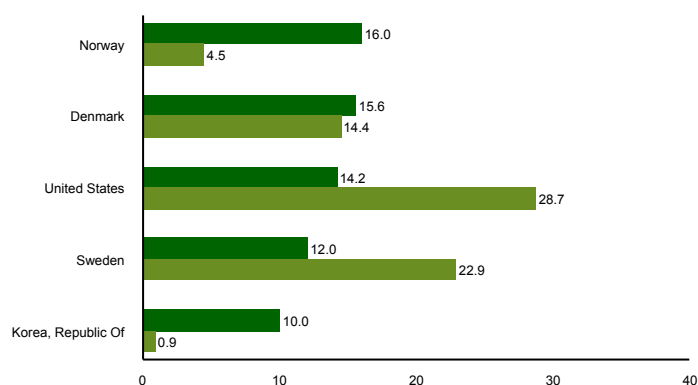
Holding	Weight (%)	Contribution (%)
Novo Nordisk A/S	7.49	-0.56
China Mobile Ltd	2.13	-0.39
DSV PANALPINA A/S	2.75	-0.17
Nordea Bank Abp	1.71	-0.16
Telenor ASA	2.69	-0.14

Absolute contribution based on NOK returns at fund level

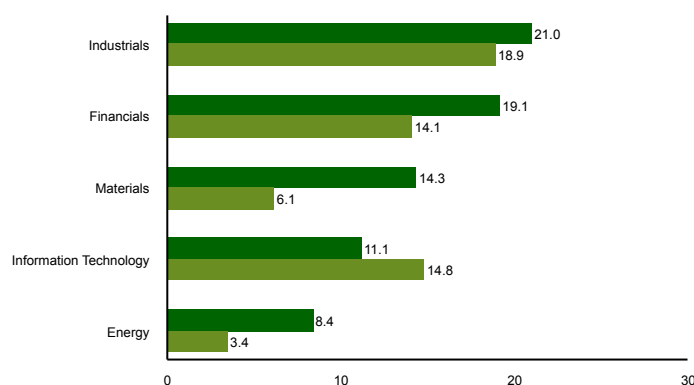
Top ten investments

Holding	Sector	Country	%
Novo Nordisk A/S	Health Care	Denmark	7.0
Samsung Electronics Co Ltd	Information Technology	Korea, Republic Of	5.0
Yara International ASA	Materials	Brazil	4.6
Bonheur ASA	Industrials	Norway	4.3
Citigroup Inc	Financials	United States	3.9
Vestas Wind Systems A/S	Industrials	Denmark	3.7
Kinnevik AB	Financials	Sweden	3.2
Broadcom Inc	Information Technology	United States	3.1
Telenor ASA	Communication Services	Norway	2.9
Volvo AB	Industrials	Sweden	2.6
Combined weight of top 10 holdings			40.2

Country exposure (top five)



Sector exposure (top five)



■ SKAGEN Vekst A
 ■ MSCI Nordic IMI + ACWI ex Nordic NR NOK
 ■ SKAGEN Vekst A
 ■ MSCI Nordic IMI + ACWI ex Nordic NR NOK

Contact



+47 51 80 37 09



contact@skagenfunds.com



SKAGEN AS, Post Box 160, 4001, Stavanger, Norway

Important information

This report is intended for investment professionals only. The content is not to be viewed by or used with retail investors. Unless otherwise stated, performance data relates to class A units and is net of fees. Except otherwise stated, the source of all information is SKAGEN AS. Historical returns are no guarantee for future returns. Future returns will depend, inter alia, on market developments, the fund manager's skills, the fund's risk profile and subscription and management fees. The return may become negative as a result of negative price developments. You can download more information including subscription/redemption forms, full prospectus, Key Investor Information Documents (KIID), General Commercial Terms, Annual Reports and Monthly Reports from our local websites or our local representatives. Statements reflect the portfolio managers' viewpoint at a given time, and this viewpoint may be changed without notice. This report should not be perceived as an offer or recommendation to buy or sell financial instruments. SKAGEN AS does not assume responsibility for direct or indirect loss or expenses incurred through use or understanding of this report. Employees of SKAGEN AS may be owners of securities issued by companies that are either referred to in this report or are part of a fund's portfolio.

Effective 1/1/2014, the Fund's investment mandate changed from investing a minimum of 50% of its funds in Norway to investing a minimum of 50% of its funds in the Nordic countries. This means that returns prior to the change were achieved under different circumstances than they are today. Prior to 1/1/2014, the benchmark index was an evenly composed benchmark index consisting of the Oslo Stock Exchange Benchmark Index (OSEBX) and the MSCI All Country World. The benchmark index prior to 1/1/2010 was the Oslo Stock Exchange Benchmark Index (OSEBX).