

Performance Commentary

Global equities' upward trajectory came to an abrupt halt towards the end of October, with fears rising in tandem with higher COVID infection numbers. SKAGEN Vekst felt the impact but the fund fell less than the overall market, helped by positive company-specific news from a number of holdings.

Vestas was one of these, with the Danish wind turbine producer announcing a buy-out of the JV partner in its offshore wind business. Offshore wind will be the main growth driver for the industry going forward, so getting full control of this business at an attractive price is seen as very positive. AIG also had a strong month as the US insurer announced a separation of its life and retirement business, which will help to simplify the company's complex structure. Despite upgrading its full year guidance, Novo Nordisk was among the largest detractors to the fund's absolute return in October. While volume growth was strong, higher use of rebates for its latest product created some uncertainty. Despite the stock market's large gains since its mid-March low, we still see significant upside in many cyclical companies, particularly within the financial and materials sectors.

The fund selects low-priced, high-quality companies in the Nordic region and from around the world.

The objective is to provide the best possible risk adjusted return.

The fund is suitable for those with at least a five year investment horizon.

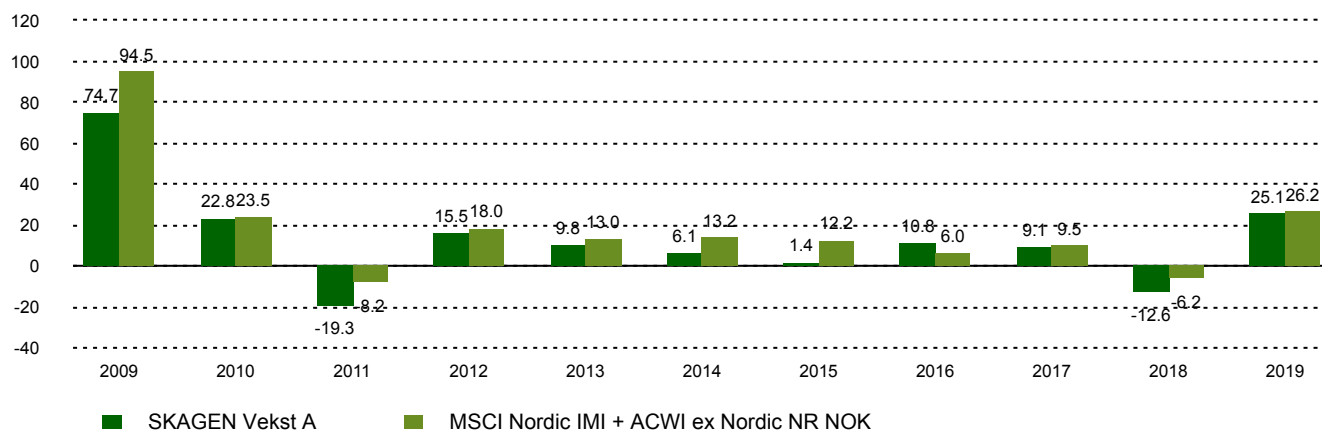
Historical performance (net of fees)

Period	SKAGEN Vekst A	Benchmark index
Last month	-2.2%	-3.6%
Year to date	-14.5%	-1.7%
Last year	-8.5%	4.1%
Last 3 years	-2.9%	4.6%
Last 5 years	2.2%	6.4%
Last 10 years	3.5%	8.8%
Since start	11.7%	9.3%

Fund Facts

Type	Equity
Domicile	Norway
Launch date	01.12.1993
Morningstar category	Global Flex-Cap Equity
ISIN	NO0008000445
NAV	233.11 EUR
Fixed management fee	1.00%
Total expense ratio (2019)	1.00%
Benchmark index	MSCI Nordic IMI + ACWI ex Nordic NR NOK
AUM (mill.)	589.90 EUR
Number of holdings	45
Portfolio manager	Søren Christensen

Performance last ten years



See next page for info about fund's mandate change.

Contributors in the month



Largest contributors

Holding	Weight (%)	Contribution (%)
Vestas Wind Systems	5.23	0.39
FLEX LNG Ltd	1.59	0.21
Samsung Electronics Co	4.54	0.19
American International Group	1.22	0.19
Chubb Ltd	1.17	0.16



Largest detractors

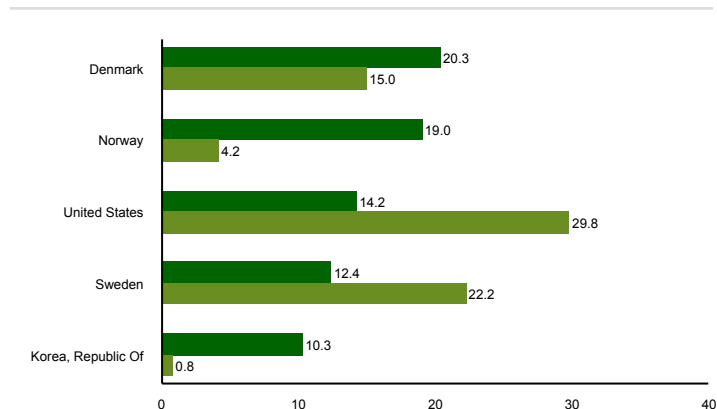
Holding	Weight (%)	Contribution (%)
Novo Nordisk A/S	8.02	-0.42
Bonheur ASA	4.62	-0.41
Yara International	4.87	-0.38
Golden Ocean Group Ltd	1.52	-0.18
Gazprom PJSC	1.72	-0.17

Absolute contribution based on NOK returns at fund level

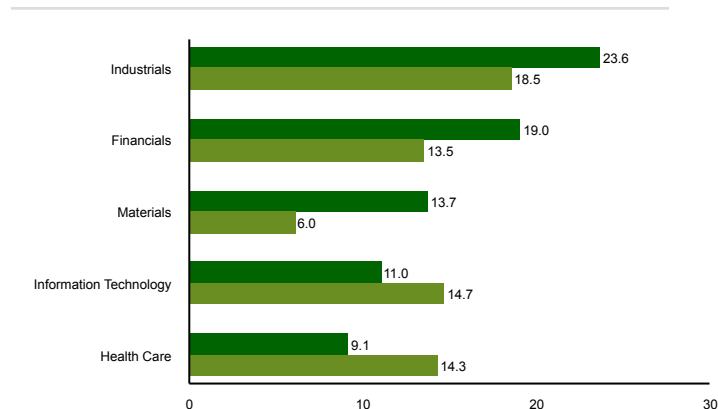
Top ten investments

Holding	Sector	Country	%
Novo Nordisk A/S	Health Care	Denmark	7.8
Vestas Wind Systems A/S	Industrials	Denmark	5.2
Yara International ASA	Materials	Norway	4.8
Samsung Electronics Co Ltd	Information Technology	Korea, Republic Of	4.6
Bonheur ASA	Industrials	Norway	4.5
Kinnevik AB	Financials	Sweden	3.9
Citigroup Inc	Financials	United States	3.2
DSV PANALPINA A/S	Industrials	Denmark	3.1
Broadcom Inc	Information Technology	United States	3.1
Volvo AB	Industrials	Sweden	2.7
Combined weight of top 10 holdings			42.9

Country exposure (top five)



Sector exposure (top five)



■ SKAGEN Vekst A
 ■ MSCI Nordic IMI + ACWI ex Nordic NR NOK
 ■ SKAGEN Vekst A
 ■ MSCI Nordic IMI + ACWI ex Nordic NR NOK

Contact



+47 51 80 37 09



contact@skagenfunds.com



SKAGEN AS, Post Box 160, 4001, Stavanger, Norway

Important information

This report is intended for investment professionals only. The content is not to be viewed by or used with retail investors. Unless otherwise stated, performance data relates to class A units and is net of fees. Except otherwise stated, the source of all information is SKAGEN AS. Historical returns are no guarantee for future returns. Future returns will depend, inter alia, on market developments, the fund manager's skills, the fund's risk profile and subscription and management fees. The return may become negative as a result of negative price developments. You can download more information including subscription/redemption forms, full prospectus, Key Investor Information Documents (KIID), General Commercial Terms, Annual Reports and Monthly Reports from our local websites or our local representatives. Statements reflect the portfolio managers' viewpoint at a given time, and this viewpoint may be changed without notice. This report should not be perceived as an offer or recommendation to buy or sell financial instruments. SKAGEN AS does not assume responsibility for direct or indirect loss or expenses incurred through use or understanding of this report. Employees of SKAGEN AS may be owners of securities issued by companies that are either referred to in this report or are part of a fund's portfolio.

Effective 1/1/2014, the Fund's investment mandate changed from investing a minimum of 50% of its funds in Norway to investing a minimum of 50% of its funds in the Nordic countries. This means that returns prior to the change were achieved under different circumstances than they are today. Prior to 1/1/2014, the benchmark index was an evenly composed benchmark index consisting of the Oslo Stock Exchange Benchmark Index (OSEBX) and the MSCI All Country World. The benchmark index prior to 1/1/2010 was the Oslo Stock Exchange Benchmark Index (OSEBX).