

**IMPORTANT INFORMATION:** This is marketing communication. The report should not be perceived as a recommendation to buy or sell fund units. Prior to subscription, we encourage you to read the fund's prospectus and key investor information document which are available at [www.skagenfunds.com](http://www.skagenfunds.com), from our local representatives and from our distributors.

## Performance Commentary

The January rally started to fizzle out at the beginning of February amid the re-escalation of US-China tensions, continued high inflation with tight labour markets and strong consumption in the US. Amidst the renewed risk-off sentiment, EM contracted and underperformed DM, while Kon-Tiki outperformed its benchmark index slightly. Positive contributors for the month include Hyundai, which is supported by a sales recovery as easing semiconductor shortages are enabling the company to lift output and restock dealers. Suzano is benefiting from the strong dollar, while Hisense saw a solid recovery from a depressed level. Shell reported good results while China Mobile was boosted by excitement around Generative AI. Although some of the Chinese internet companies reported better than expected earnings, the sector – including Alibaba – was hit by profit taking after the rebound since October. Ping An also gave back some of the recent gains after a very strong run. Sibanye Stillwater revealed disappointing guidance for the full year with production coming in below previous guidance. Despite a strong start to the year for Kon-Tiki, the portfolio offers a significant upside as it consists of attractively valued companies trading at an aggregated 0.8x P/B which is half the price of the MSCI EM index despite strong quality characteristics.

The fund selects low-priced, high-quality companies, mainly in emerging economies. The objective is to provide the best possible risk adjusted return. The fund is suitable for those with at least a five year investment horizon. Subscriptions are made in fund units and not directly in stocks or other securities. The fund has risk profile 6. The benchmark reflects the fund's investment mandate. Since the fund is actively managed, the portfolio will deviate from the composition of the benchmark.

## Historical performance (net of fees)

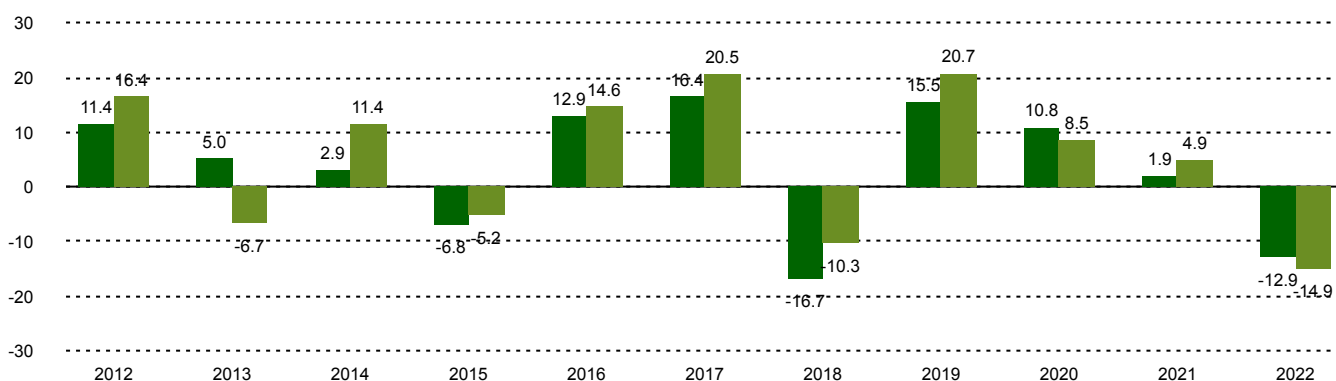
Period	SKAGEN Kon-Tiki A	Benchmark index
Last month	-4.1%	-4.2%
Year to date	3.4%	1.5%
Last 12 months	-0.2%	-10.3%
Last 3 years	4.5%	2.3%
Last 5 years	-0.2%	0.9%
Last 10 years	2.2%	3.7%
Since start	9.8%	6.5%

## Fund Facts

Type	Equity
Domicile	Norway
Launch date	05.04.2002
Morningstar category	Global Emerging Markets Equity
ISIN	NO0010140502
NAV	91.59 EUR
Fixed management fee	2.00% + performance fee*
Total expense ratio (2022)	2.17%
Benchmark index	MSCI EM NR USD
AUM (mill.)	1320.24 EUR
Number of holdings	51
Portfolio manager	Fredrik Bjelland Cathrine Gether

\*10.00% performance fee calculated daily and charged annually if the fund's value development is better than the benchmark. The total management fee charged represents a maximum of 4.00% p.a. and a minimum of 1.00% p.a. The performance fee may be charged even if the fund's units have depreciated in value if the value development is better than the benchmark.

## Performance last ten years



■ SKAGEN Kon-Tiki A ■ MSCI EM NR USD The benchmark is MSCI EM Index. This index did not exist at the fund's inception, consequently the benchmark prior to 1/1/2004 was MSCI World AC Index. This is not reflected in the graph above which shows MSCI EM Index since the fund's inception.

Historical returns are no guarantee for future returns. Future returns will depend, inter alia, on market developments, the fund manager's skill, the fund's risk profile and management fees. The return may become negative as a result of negative price developments. There is a risk associated with investing in the fund due to market movements, currency developments, interest rate levels, economic, sector and company-specific conditions.

## Contributors in the month



### Largest contributors

Holding	Weight (%)	Contribution (%)
Hyundai Motor Co	3.50	0.15
Suzano SA	2.98	0.12
Hisense Home Appliances Group	1.03	0.12
China Mobile Ltd	1.40	0.11
Korean Reinsurance Co	2.19	0.10



### Largest detractors

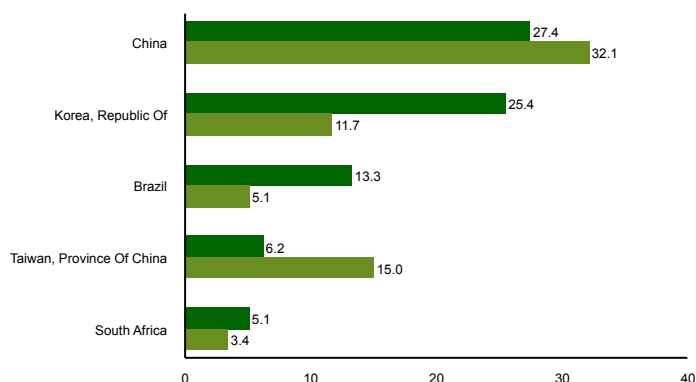
Holding	Weight (%)	Contribution (%)
Alibaba Group Holding Ltd	3.91	-0.71
Ping An Insurance Group Co	6.89	-0.58
Sibanye Stillwater Ltd	2.30	-0.48
Samsung Electronics Co Ltd	5.24	-0.33
Cia Brasileira de Distribuicao	0.97	-0.27

Weights shown are the average for the period. Absolute contribution based on NOK returns at fund level.

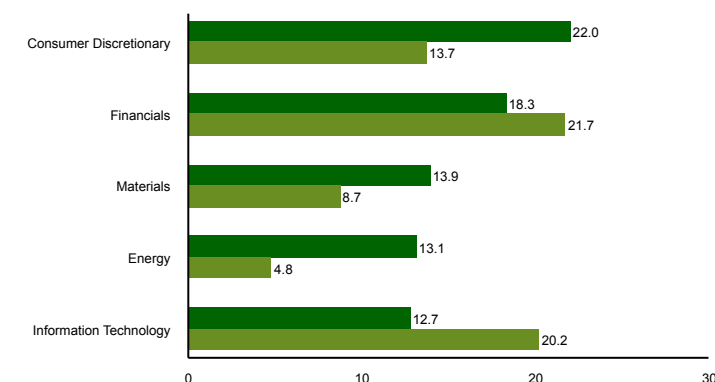
## Top ten investments

Holding	Sector	Country	%
Ping An Insurance Group Co of China Ltd	Financials	China	6.9
Cnooc Ltd	Energy	China	6.5
LG Electronics Inc	Consumer Discretionary	Korea, Republic Of	5.3
Samsung Electronics Co Ltd	Information Technology	Korea, Republic Of	5.2
Alibaba Group Holding Ltd	Consumer Discretionary	China	3.9
Hyundai Motor Co	Consumer Discretionary	Korea, Republic Of	3.7
Taiwan Semiconductor Manufacturing Co Ltd	Information Technology	Taiwan, Province Of China	3.6
Prosus NV	Consumer Discretionary	China	3.4
UPL Ltd	Materials	India	3.4
Suzano SA	Materials	Brazil	3.3
Combined weight of top 10 holdings			45.2

## Country exposure (top five)



## Sector exposure (top five)



■ SKAGEN Kon-Tiki A ■ MSCI EM NR USD

■ SKAGEN Kon-Tiki A ■ MSCI EM NR USD

## Important information

This report is intended for investment professionals only. All information is based on the most up-to-date data available. Unless otherwise stated, performance data relates to class A units and is net of fees. AUM data as per the end of the previous month. Except otherwise stated, the source of all information is SKAGEN AS. SKAGEN AS does not assume responsibility for direct or indirect loss or expenses incurred through use or understanding of this report. Employees of SKAGEN AS may be owners of securities issued by companies that are either referred to in this report or are part of a fund's portfolio.



+47 51 80 37 09



contact@skagenfunds.com



SKAGEN AS, Post Box 160, 4001, Stavanger, Norway