

Cautiously optimistic

Markets rebounded sharply during the second quarter as fears surrounding the COVID-19 crisis gradually eased and economies began to open up after the unprecedented shutdowns. In the US, the Dow Jones Industrial Average index posted its strongest quarter in 33 years and the MSCI Emerging Markets index noted the largest quarterly gain since 2009. Interestingly, gold also advanced, with futures contracts exceeding USD 1,800 per ounce for the first time since 2011.

SKAGEN Global underperformed its benchmark index MSCI AC World during the quarter.

Attribution

The fund's three strongest quarterly performers measured by absolute return were Microsoft, Adobe and Home Depot. The US technology companies Microsoft and Adobe benefited from their digital business models, which are less impacted than other business operations by physical shutdowns. The home improvement giant Home Depot gained as the US consumer remained in good shape and drove a solid demand environment with room for further acceleration.

The fund's three largest quarterly detractors in absolute terms were Hiscox, JP Morgan and Beazley. Falling interest rates and a deteriorating economic outlook weighed on these financial holdings. In the case of the specialty insurers Hiscox and Beazley, fears of steeply rising claims in the wake of the coronavirus may have further penalised the stocks. Although the situation obviously remains fluid, we believe that claims will ultimately be lower than feared as contract law is strong and insurance policy language around pandemics has been carefully worded following previous notorious epidemics such as SARS, MERS and the Avian Flu. On a more positive note, the insurance pricing cycle seems to have turned steeply upwards after the COVID-19 losses added to the string of outsized losses experienced in recent years that have strained reserves in many lines. Beazley has taken advantage of the more favourable pricing

environment and recently launched a capital raise in which SKAGEN Global participated.

Portfolio Activity

The fund initiated three new positions (ASML, Intuitive Surgical, Verisk Analytics) and exited five holdings (ADP, Equinor, Hiscox, Medtronic, Schindler) during the quarter.

ASML is a Dutch developer and manufacturer of lithography systems used in the production of chips for the structurally growing semiconductor market. The company enjoys an unrivalled market position in lithography with machines using extreme ultraviolet light (EUV) to project silicon features onto memory chips. We believe this technology championed by ASML has a multi-year – possibly a decade or more – advantage versus competing alternatives. The long-term fundamental support for EUV is compelling and under-priced.

Intuitive Surgical is the US firm behind the renowned da Vinci system that controls over 98% of the globally installed base of robotic assistance platforms for general surgery. We estimate that the total addressable market is poised for significant growth in the next decade. The firm's scale advantage coupled with 70 percent recurring revenue creates an underappreciated cash-generative flywheel model. As one might expect, the volume of elective surgical procedures has declined dramatically during the COVID-19 crisis, thus offering an attractive entry point as we project pent-up demand to return once the virus subsides.

Verisk Analytics is a leading data analytics partner to the insurance, energy and financial services sectors. Revenue composition is largely subscription based with profound pricing power, in our view. The dynamic business model is attractive for long-term investors and we also consider the optionality around further international expansion and product innovation underappreciated.



Photo: Shutterstock

Key sells

We exited our position in ADP, the US business outsourcing provider, as fundamentals now look less attractive versus other available opportunities. As previously communicated, we also sold out of Equinor, Hiscox, Medtronic and Schindler in the quarter.



Photo: Bloomberg

Outlook

The current market debate centres around the speed of reopening and the risk of a second wave that would postpone the prospect of a robust economic recovery. At the same time, the US presidential election is fast approaching and will probably soon start to have a more pronounced impact on market movements as the discount mechanism seeks to price in the outcome.

Whatever the developments might be, they are beyond the control of SKAGEN Global and we therefore focus our attention on our investment process in order to identify undervalued long-term opportunities. The portfolio is attractively valued, even after the second quarter market rally, and as long-term equity investors we look to the future with cautious optimism.

The fund selects undervalued companies from around the world, including emerging markets, with attractive risk-reward for long-term investors.

The objective is to provide the best possible risk adjusted return.

The fund is suitable for those with at least a five year investment horizon.

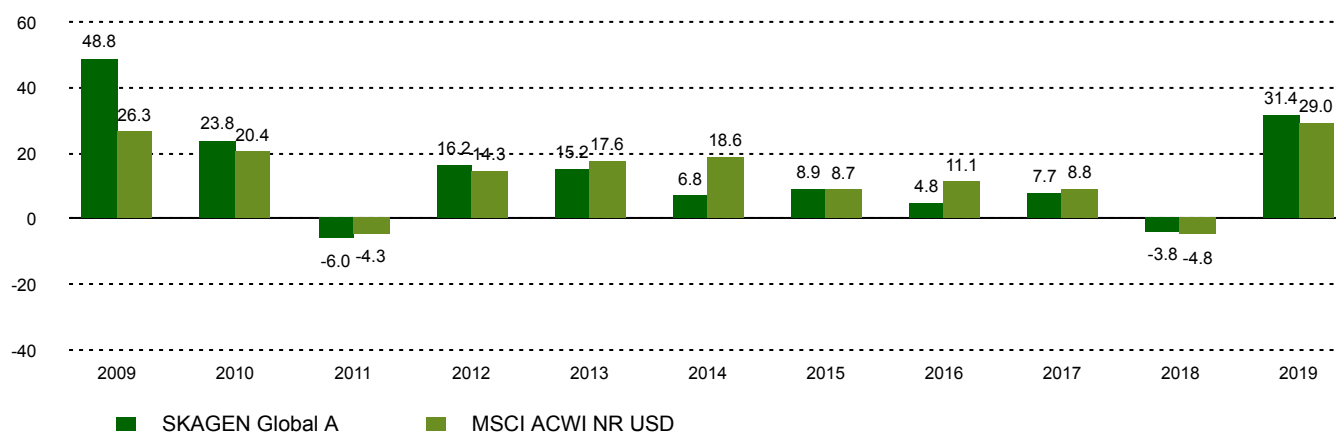
Historical performance (net of fees)

Period	SKAGEN Global A	Benchmark index
Last month	0.2%	1.9%
Quarter to date	12.7%	15.2%
Year to date	-4.8%	-6.9%
Last year	5.6%	3.1%
Last 3 years	7.6%	6.4%
Last 5 years	6.1%	6.1%
Last 10 years	8.9%	10.1%
Since start	13.1%	4.7%

Fund Facts

Type	Equity
Domicile	Norway
Launch date	07.08.1997
Morningstar category	Global Large-Cap Blend Equity
ISIN	NO0008004009
NAV	206.92 EUR
Fixed management fee	1.00%
Total expense ratio (2019)	1.28%
Benchmark index	MSCI ACWI NR USD
AUM (mill.)	2797.63 EUR
Number of holdings	36
Portfolio manager	Knut Gezelius

Performance last ten years



The benchmark index prior to 1/1/2010 was the MSCI World Index.

Contributors in the quarter



Largest contributors

Holding	Weight (%)	Contribution (%)
Microsoft Corp	6.33	1.11
Adobe Inc	4.07	0.94
Accenture PLC	3.42	0.66
Home Depot Inc/The	3.18	0.66
DSV PANALPINA A/S	3.07	0.65



Largest detractors

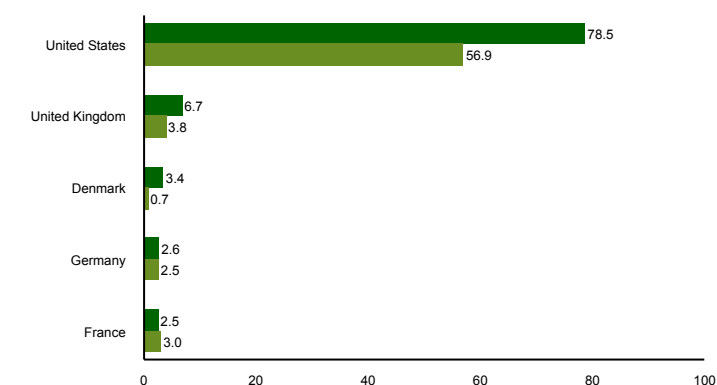
Holding	Weight (%)	Contribution (%)
Hiscox Ltd	0.76	-0.57
Ageas SA/NV	1.74	-0.45
CME Group Inc	2.00	-0.26
JPMorgan Chase & Co	3.67	-0.14
Beazley PLC	3.81	-0.12

Absolute contribution based on NOK returns at fund level

Top ten investments

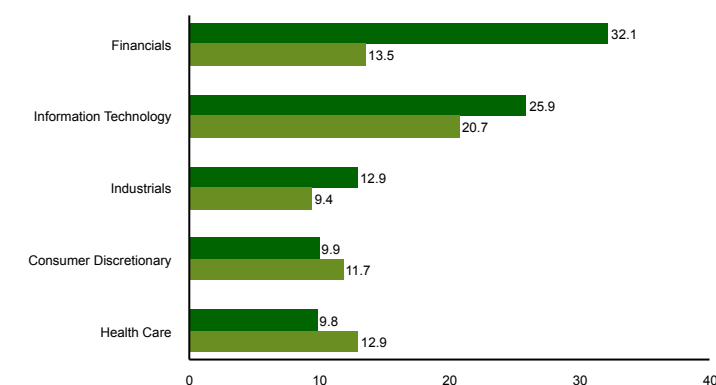
Holding	Sector	Country	%
Microsoft Corp	Information Technology	United States	6.7
Intercontinental Exchange Inc	Financials	United States	5.9
Adobe Inc	Information Technology	United States	4.5
Marsh & McLennan Cos Inc	Financials	United States	4.2
Beazley PLC	Financials	United Kingdom	4.1
Visa Inc	Information Technology	United States	4.0
Mastercard Inc	Information Technology	United States	3.9
Accenture PLC	Information Technology	United States	3.7
JPMorgan Chase & Co	Financials	United States	3.6
DSV PANALPINA A/S	Industrials	Denmark	3.4
Combined weight of top 10 holdings			44.0

Country exposure (top five)



■ SKAGEN Global A ■ MSCI ACWI NR USD

Sector exposure (top five)



■ SKAGEN Global A ■ MSCI ACWI NR USD

Contact



+47 51 80 37 09



contact@skagenfunds.com



SKAGEN AS, Post Box 160, 4001,
Stavanger, Norway

Important information

This report is intended for investment professionals only. The content is not to be viewed by or used with retail investors. Unless otherwise stated, performance data relates to class A units and is net of fees. AUM data as of the end of the previous month. Except otherwise stated, the source of all information is SKAGEN AS. Historical returns are no guarantee for future returns. Future returns will depend, inter alia, on market developments, the fund manager's skills, the fund's risk profile and subscription and management fees. The return may become negative as a result of negative price developments. You can download more information including subscription/redemption forms, full prospectus, Key Investor Information Documents (KIID), General Commercial Terms, Annual Reports and Monthly Reports from our local websites or our local representatives. Statements reflect the portfolio managers' viewpoint at a given time, and this viewpoint may be changed without notice. This report should not be perceived as an offer or recommendation to buy or sell financial instruments. SKAGEN AS does not assume responsibility for direct or indirect loss or expenses incurred through use or understanding of this report. Employees of SKAGEN AS may be owners of securities issued by companies that are either referred to in this report or are part of a fund's portfolio.