



## Fund facts

**ISIN:** NO0010735129

**Launch date, share class:** 26.05.2015

**Launch date, fund:** 26.05.2015

**Domicile:** NO

**NAV:** 22.51 EUR

**AUM:** 274 MEUR

**Benchmark index:** MSCI All Country World Index

**Minimum purchase:** 50 EUR

**Number of holdings:** 50



**Jonas Edholm**  
Managed fund since  
25 May 2015



**David Harris**  
Managed fund since  
30 June 2016

## Investment strategy

SKAGEN Focus is a high conviction equity fund that seeks to generate long-term capital growth by investing in a portfolio of global companies across the market capitalisation spectrum, with the majority of exposure invested in small and mid-cap companies. Subscriptions are made in fund units and not directly in stocks or other securities. The benchmark reflects the fund's investment mandate. Since the fund is actively managed, the portfolio will deviate from the composition of the benchmark.

## Cost information

For explanation of the overall impact of costs on the investment and expected returns please refer to the Key Information Document.

**Ongoing cost:** 1,60 % (Of which management fee is: 1,60 %)

**Performance fee:** 10,00 % (see prospectus for details)

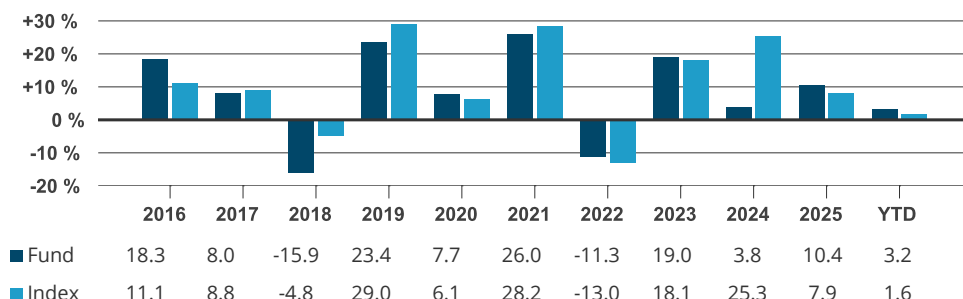
# SKAGEN Focus A

**Monthly report for January** as of 31.01.2026. All data in EUR unless otherwise stated.

This is a marketing communication. Please refer to the prospectus before making any final investment decisions.

Historical returns are no guarantee for future returns. Future returns will depend, inter alia, on market developments, the fund manager's skills, the fund's risk profile and subscription and management fees. The return may become negative as a result of negative price developments. The fund's Key Investor Information Document and prospectus are available on [www.skagenfunds.com](http://www.skagenfunds.com)

## Historical return in EUR (net of fees)



Period	Fund (%)	Index (%)
Last month	3.16	1.65
Year to date	3.16	1.65
Last 12 months	10.45	6.42
Last 3 years	8.92	15.78
Last 5 years	9.67	12.21
Last 10 years	9.70	11.78
Since inception	6.18	9.52

Returns over 12 months are annualised.

Key figures	1 year	3 years	5 years
Standard deviation	11.92	10.84	13.68
Standard deviation index	12.95	10.08	12.35
Tracking error	6.82	7.86	9.06
Information ratio	0.75	-0.85	-0.28
Active share: 100 %			

## Risk profile (SRI)

We have classified this product as **4 out of 7**, which is a medium risk class.

The summary risk indicator is a guide to the level of risk of this product compared to other products. It shows how likely it is that the product will lose money because of movements in the markets. A medium risk class rates the potential losses from future performance at a medium level. Other risks materially relevant to the PRIIP not included in the summary risk indicator: Event risk, liquidity risk, operational risk, counterparty risk, derivatives risk and currency risk. If the fund invests in securities in a currency other than the fund's base currency, the value is affected by changes in the exchange rate. In addition, the value of your payout may be affected if your local currency is different from the fund's currency. This product does not include any protection from future market performance so you could lose some or all of your investment.

## Portfolio manager commentary, January 2026

**Global equity markets had a volatile start to 2026, shaped by escalating geopolitical developments, including tensions related to US intervention in Venezuela, renewed friction surrounding Greenland, and unrest in Iran. Meanwhile, equity markets outside the US showed relative strength, as investors increasingly looked beyond the very narrow leadership of US mega-cap technology stocks.**



We also observed growing scrutiny of renewed billions in AI capex spending and how it is being financed. Against this backdrop, the fund delivered a strong performance in January, outperforming global equity markets, with several of our positions in South Korea once again acting as key contributors. Improved sentiment around corporate governance reform and capital allocation continued to support several Korean holdings.

Our largest position, automotive supplier Hyundai Mobis, was our strongest performer during the month, supported by renewed investor interest following Hyundai Motor Group's AI and robotics announcements at CES 2026. The company's role as a potential key supplier to the robotics platform adds longer-term optionality to the investment case, while the core valuation remains undemanding and supported by normalized automotive operations and its substantially discounted ownership stake in Hyundai Motor. Other positive contributors included North American methanol producer Methanex, supported by stabilising methanol prices and improving supply dynamics, and the under-the-radar Korean investment conglomerate KCC, where the market is gradually recognizing both asset backing and earnings normalisation potential.

On the negative side, our newly initiated position in German spinoff Aumovio gave back some gains following a very strong end to last year, while our Austrian construction materials producer Wienerberger was weighed down by worries of continued weakness in European residential construction.

As we move further into the year, we continue to see significant distortions across large parts of our investment universe, which we believe are particularly compelling for global small- and mid-cap companies outside the US.

## Contribution last month

 Largest contributors	Weight (%)	Contribution (%)	 Largest detractors	Weight (%)	Contribution (%)
Hyundai Mobis Co Ltd	5.01	0.79	Aumovio SE	3.98	-0.35
Methanex Corp	2.48	0.39	Wienerberger AG	2.30	-0.30
KCC Corp	3.40	0.36	Banca Monte dei Paschi di Siena SpA	2.43	-0.20
Vesuvius PLC	2.38	0.27	EXOR NV	2.25	-0.19
Banco del Bajio SA	2.40	0.25	Omnicom Group Inc	1.75	-0.17

Absolute contribution to fund's return in NOK

## Portfolio information

Top 10 investments	Share (%)	Country exposure	Share (%)	Sector exposure	Share (%)
KCC Corp	3.9	South Korea	23.1	Industrials	25.9
Hyundai Mobis Co Ltd	3.9	France	10.4	Financials	24.0
Aumovio SE	3.8	Japan	10.2	Consumer discretionary	20.1
Ayvens SA	3.5	United States	8.5	Materials	17.7
Befesa SA	3.4	Germany	8.1	Communication Services	4.0
Samsung Fire & Marine Insurance Co Ltd	3.0	Spain	5.2	Information technology	3.6
Korean Reinsurance Co	3.0	Mexico	4.9	Consumer Staples	3.5
Banco del Bajio SA	2.6	Canada	4.3	Total share	98.8 %
Swire Pacific Ltd	2.5	Italy	4.3		
GT Capital Holdings Inc	2.5	United Kingdom	4.1		
Total share	32.2 %	Total share	83.2 %		

## Sustainability

### SKAGEN's approach to sustainability

Our ESG approach is built on four pillars. In keeping with SKAGEN's active investment philosophy, our sustainability activities centre on active engagement with our holding companies, which is where we believe we can have the greatest impact. We recognise, however, that the full potential of a sustainable investment strategy is best realised when combining the following four pillars.

- ✓ Exclusion
- ✓ Enhanced due diligence
- ✓ ESG factsheet
- ✓ Active ownership

### Article 8

#### Sustainable Finance Disclosure Regulation (SFDR)

The product promotes environmental and social characteristics by directing its capital towards companies and issuers that meet defined ESG (environmental, social and governance) criteria. This is achieved through compliance with international norms and conventions, by taking into account negative impacts on sustainable development (PAI) and through product- or activity-based exclusions. See the prospectus for more information on the products sustainability characteristics.

## IMPORTANT INFORMATION

This is a marketing communication. Except otherwise stated, the source of all information is Storebrand Asset Management AS. Statements reflect the portfolio managers viewpoint at a given time, and this viewpoint may be changed without notice.

Future fund performance is subject to taxation which depends on the personal situation of each investor, and which may change in the future.

The tax treatment of the gains and losses made by the investor and distributions received by the investor depend on the individual circumstances of each investor and may imply the payment of additional taxes. Before any investment is made in the Fund, investors are urged to consult with their tax advisor for a complete understanding of the tax regime, which is applicable to their individual case.

Storebrand Asset Management AS is a management company authorised by the Norwegian supervisory authority, Finanstilsynet, for the management of

UCITS under the Norwegian Act on Securities Funds and has its registered office at Professor Kohts vei 9, 1366 Lysaker, Norway. Storebrand Asset management AS is part of the Storebrand Group and owned 100% by Storebrand ASA. Storebrand Group consists of all companies owned directly or indirectly by Storebrand ASA.

No offer to purchase units can be made or accepted prior to receipt by the offeree of the Fund's prospectus and PRIIPS KID (for UK: KIID) and the completion of all appropriate documentation. You can download more information including subscription/redemption forms, full prospectus, PRIIPs KID (for UK: KIID), General Commercial Terms, Annual Reports and Monthly Reports in English language from SKAGEN's webpages.

Investors rights to complain and certain information on redress mechanisms are made available to investors pursuant to our complaints handling policy and procedure. The summary of investor rights in English is available here: [www.skagenfunds.com/contact/investor-rights/](http://www.skagenfunds.com/contact/investor-rights/) The investor rights summary is available in all languages of the countries where the fund is registered with the national Financial Services Authority. Please refer to SKAGEN's webpages and choose your respective country for this information.

Storebrand Asset Management AS may terminate arrangements for marketing under the Cross-border Distribution Directive denotification process.

For further information about sustainability-related aspects of the Fund, including the sustainability disclosure summary in English, please refer to: [www.skagenfunds.com/sustainability/sustainable-investing/](http://www.skagenfunds.com/sustainability/sustainable-investing/) The sustainability disclosure summary is available in all languages of the countries where the fund is registered with the national Financial Services Authority. Please refer to SKAGEN's webpages and choose your respective country for this information.

The decision to invest in the Fund should take into account all the characteristics or objectives of the Fund as described in its prospectus.

#### **Important information for UK Investors**

Storebrand Asset Management AS has established a subsidiary in the UK. Storebrand Asset Management UK Ltd. is located at 15 Stratton Street, London, W1J 8LQ. Storebrand Asset Management UK Ltd is an Appointed Representative of Robert Quinn Advisory LLP, which is authorised and regulated by the Financial Conduct Authority. Storebrand Asset Management UK Ltd is incorporated in England and the registered office is at 15 Stratton Street, London, England, W1J 8LQ. The investment products and services of Storebrand Asset Management UK Ltd are only available to professional clients and eligible counterparties. They are not available to retail clients. For more information, please contact Storebrand Asset management UK Ltd.'s team.

#### **Important Information for Luxembourg Investors**

For more information, please contact SKAGEN's Stavanger based International team: [international@skagenfunds.com](mailto:international@skagenfunds.com)  
For Facilities Services information please refer to our webpages.

#### **Important Information for Irish Investors**

For more information, please contact SKAGEN's Stavanger based International team: [international@skagenfunds.com](mailto:international@skagenfunds.com)  
For Facilities Services information please refer to our webpages.

#### **Important Information for Dutch Investors**

For more information, please contact SKAGEN's Stavanger based international team: [international@skagenfunds.com](mailto:international@skagenfunds.com)  
For Facilities Services information please refer to our webpages.

#### **Important Information for Icelandic Investors**

For more information, please contact SKAGEN's Stavanger based international team: [international@skagenfunds.com](mailto:international@skagenfunds.com)  
For Facilities Services information please refer to our webpages.