

Performance Commentary

The fund generated solid absolute returns in July thanks to positive contributions from several larger positions. AIG was the strongest performer on further indications of major price hikes in several insurance lines. Our position in Japanese staffing company Pasona was boosted by an earnings report showing that the core business is finally starting to generate positive contributions. We increased our position in Japanese Softbank, which traded higher on the earlier than expected launch of the second Vision Fund and the increased likelihood of a Sprint/T-Mobile merger. Our position in Canfor Pulp was weak given the difficult environment for pulp prices. However, we believe the current environment offers us a rare opportunity to buy pulp-related assets at low prices, as we focus on the normalised earnings level over a cycle. We increased our position in Canadian Roxgold, following a reassuring company update. We also added to our position in Hitachi Construction Machinery, as we believe the shares offer tremendous value with interesting structural catalysts in the mid-term. We exited our position in XFAB, choosing to concentrate our semi-conductor exposure on STMicroelectronics, which we believe offers a superior risk/reward dynamic. Finally, we initiated a position in the recent DowDuPont spin-off, Dow Inc, one of the largest global chemical producers, at a substantial discount to fair value and attractive cash flow yield.

The fund is a concentrated global equity fund with a mandate to invest in all cap-sizes, geographies and sectors globally. With our concentrated portfolio of 30-35 core positions, we aim to generate absolute returns at a controlled level of absolute risk.

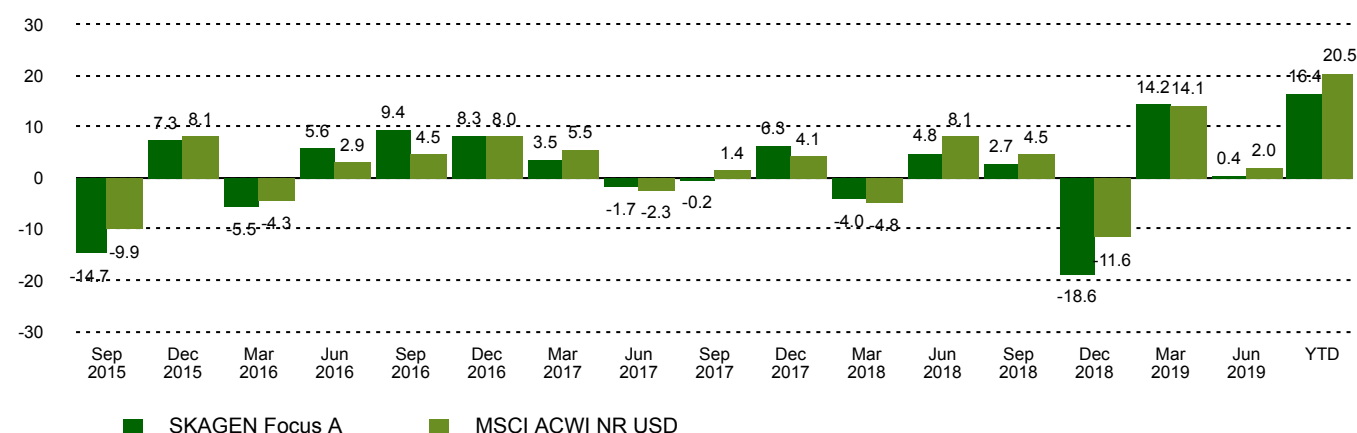
Historical performance (net of fees)

Period	SKAGEN Focus A	Benchmark index
Last month	1.4%	3.5%
Year to date	16.4%	20.5%
Last year	-4.5%	9.1%
Last 3 years	5.8%	10.6%
Last 5 years	n/a	n/a
Last 10 years	n/a	n/a
Since start	1.3%	6.2%

Fund Facts

Type	Equity
Domicile	Norway
Launch date	26.05.2015
Morningstar category	Global Flex-Cap Equity
ISIN	NO0010735129
NAV	12.54 EUR
Fixed management fee	1.60%
Total expense ratio (2018)	0.8%
Benchmark index	MSCI ACWI NR USD
AUM (mill.)	186.03 EUR
Number of holdings	34
Portfolio manager	Jonas Edholm

Quarterly Performance



Contributors in the month



Largest contributors

Holding	Weight (%)	Contribution (%)
American International Group Inc	7.42	0.62
Pasona Group Inc	3.05	0.44
Sao Martinho SA	4.54	0.31
Fortuna Silver Mines Inc	0.68	0.31
STMicroelectronics NV	3.17	0.24



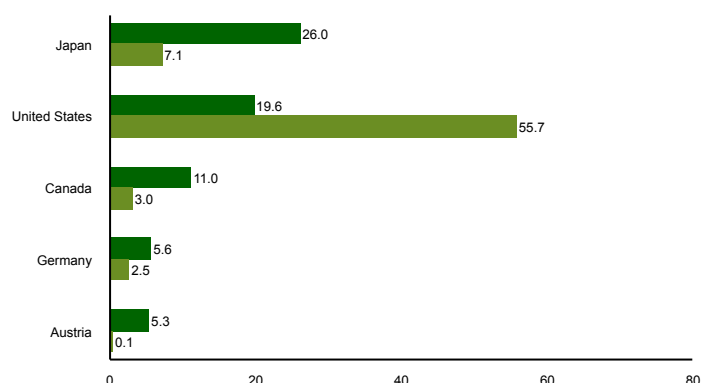
Largest detractors

Holding	Weight (%)	Contribution (%)
China Unicom Hong Kong Ltd	4.92	-0.36
KCC Corp	2.02	-0.27
thyssenkrupp AG	1.81	-0.18
MagForce AG	1.78	-0.14
Hyundai Motor Co	2.39	-0.12

Top ten investments

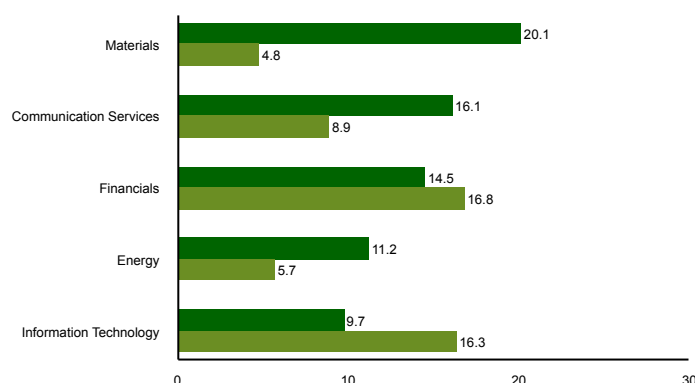
Holding	Sector	Country	%
American International Group Inc	Financials	United States	7.5
OMV AG	Energy	Austria	5.3
China Unicom Hong Kong Ltd	Communication Services	China	4.8
Sao Martinho SA	Consumer Staples	Brazil	4.7
Bank of Kyoto Ltd/The	Financials	Japan	4.4
Ivanhoe Mines Ltd	Materials	Canada	4.4
Hitachi Ltd	Information Technology	Japan	4.2
Telecom Italia SpA/Milano	Communication Services	Italy	3.9
Toyota Industries Corp	Consumer Discretionary	Japan	3.3
STMicroelectronics NV	Information Technology	Switzerland	3.3
Combined weight of top 10 holdings			45.7

Country exposure (top five)



■ SKAGEN Focus A ■ MSCI ACWI NR USD

Sector exposure (top five)



■ SKAGEN Focus A ■ MSCI ACWI NR USD

Contact



+47 51 80 37 09



contact@skagenfunds.com



SKAGEN AS, Post Box 160, 4001,
Stavanger, Norway

Important information

This report is intended for investment professionals only. The content is not to be viewed by or used with retail investors. Unless otherwise stated, performance data relates to class A units and is net of fees. AUM data as of the end of the previous month. Except otherwise stated, the source of all information is SKAGEN AS. Historical returns are no guarantee for future returns. Future returns will depend, inter alia, on market developments, the fund manager's skills, the fund's risk profile and subscription and management fees. The return may become negative as a result of negative price developments. You can download more information including subscription/redemption forms, full prospectus, Key Investor Information Documents (KIID), General Commercial Terms, Annual Reports and Monthly Reports from our local websites or our local representatives. Statements reflect the portfolio managers' viewpoint at a given time, and this viewpoint may be changed without notice. This report should not be perceived as an offer or recommendation to buy or sell financial instruments. SKAGEN AS does not assume responsibility for direct or indirect loss or expenses incurred through use or understanding of this report. Employees of SKAGEN AS may be owners of securities issued by companies that are either referred to in this report or are part of a fund's portfolio.